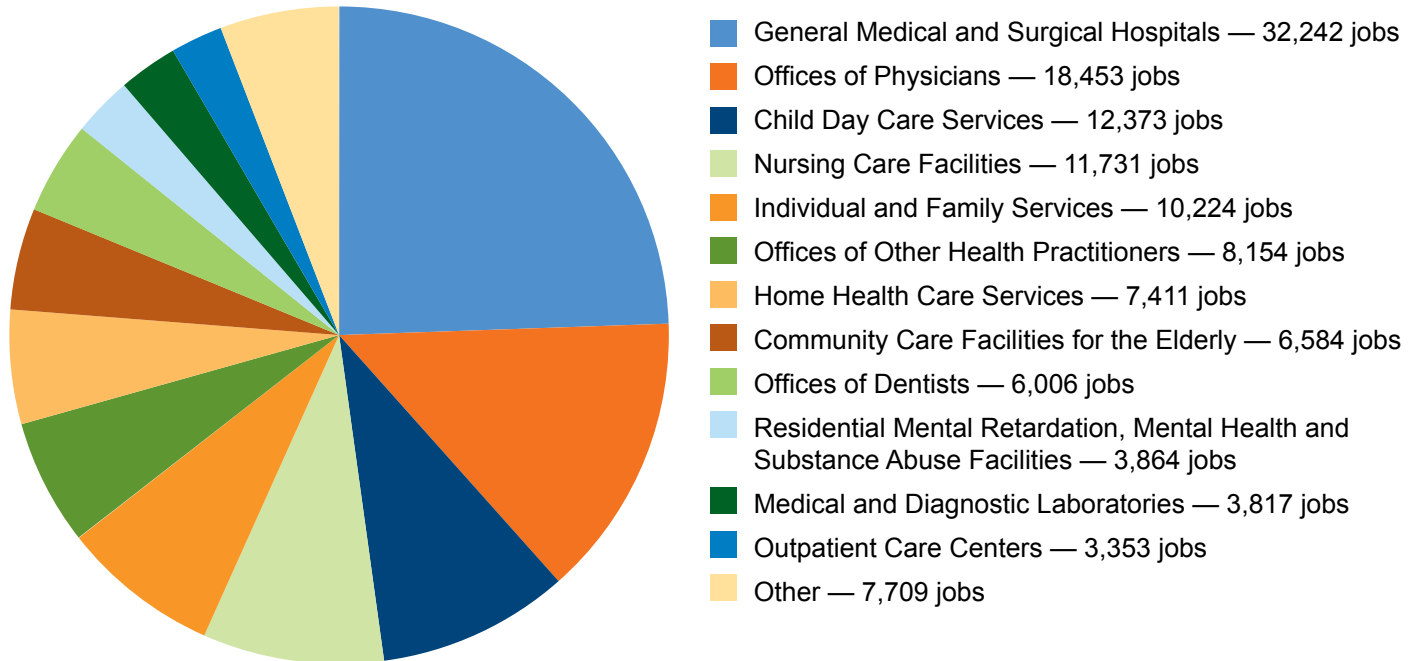


Industry Report: Health Care

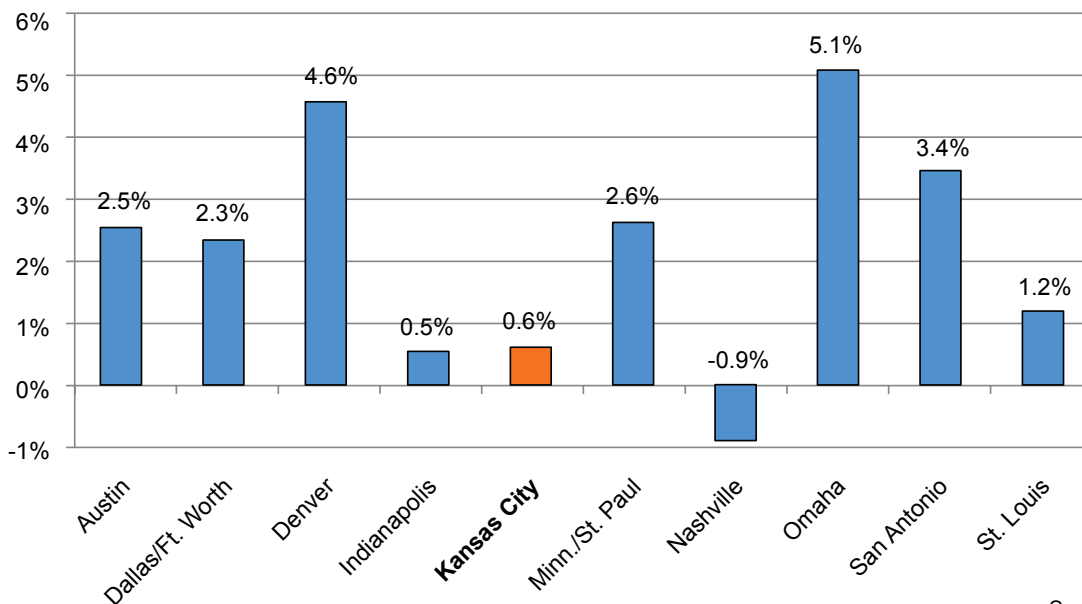
The health care and social assistance industry employs 132,000 people in the Kansas City metro area, or about 10 percent of all jobs. This industry proved to be recession-proof over the last few years, growing 12 percent between 2007 and 2012. Overall employment declined by 2.6 percent over the same period. Growth in the health care industry is driven by demographics. As the population ages, health care workers will continue to be very much in demand.

2012 Health Care Employment Detail



Source: Economic Modeling Specialist Inc. (EMSI)

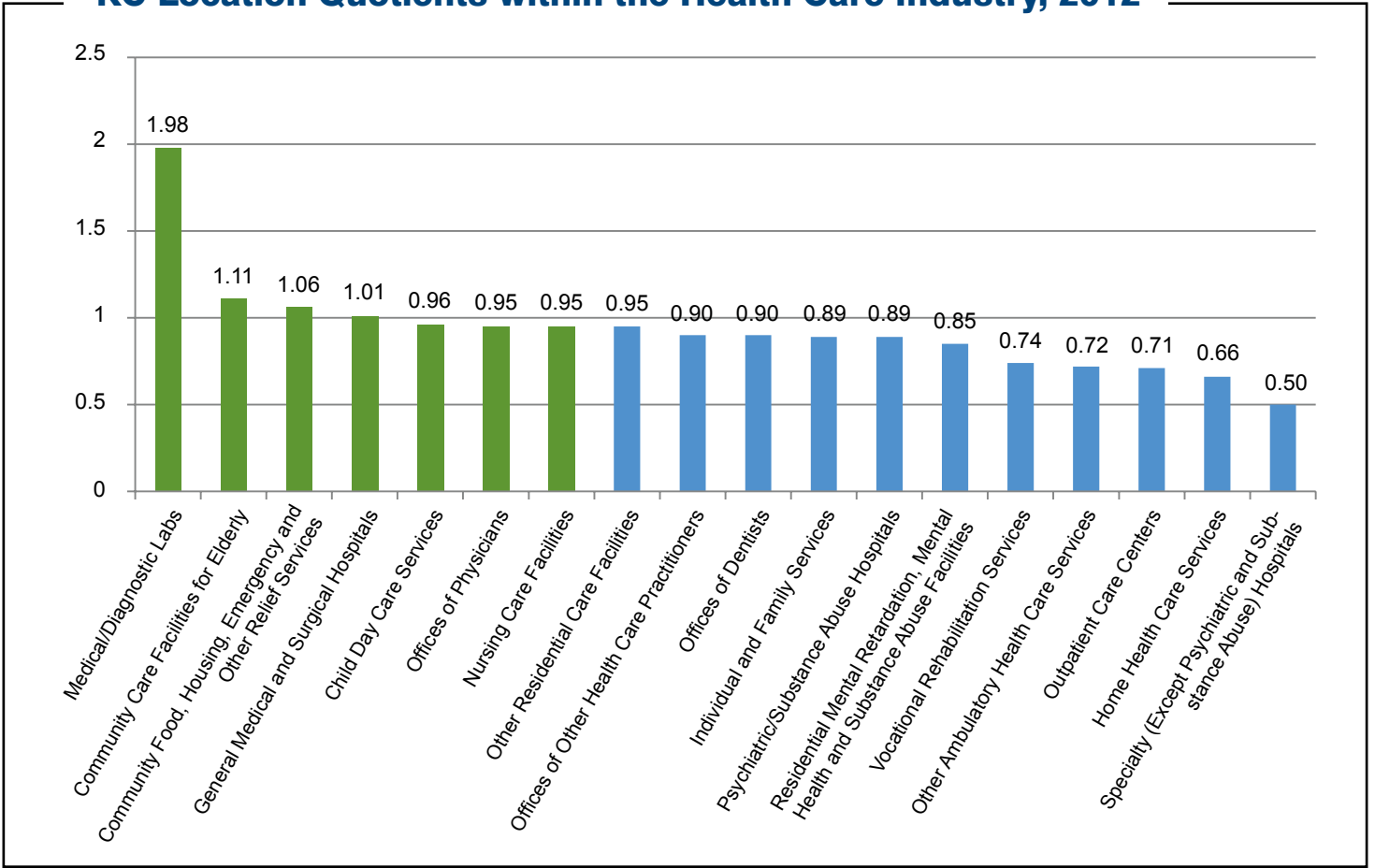
Comparison to Peer Metros



While employment in the health care industry grew from April 2011 to April 2012 in Kansas City, the growth was not as strong as many of its peer metros.

Source: Bureau of Labor Statistics

KC Location Quotients within the Health Care Industry, 2012

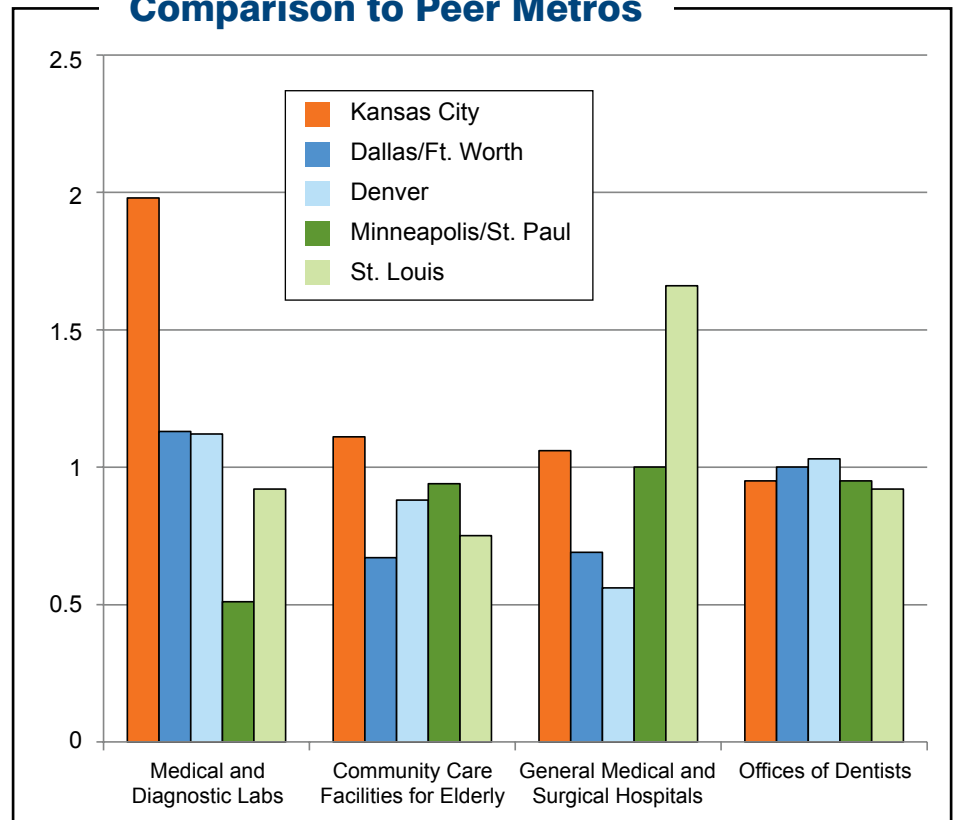


Source: Economic Modeling Specialist Inc. (EMSI)

The location quotient measures the level of specialization a region has in a given industry relative to the nation. Any location quotient greater than one indicates specialization greater than the nation.

Kansas City has developed a niche in medical and diagnostic laboratories. This specific industry alone employs nearly 4,000 in the metropolitan area.

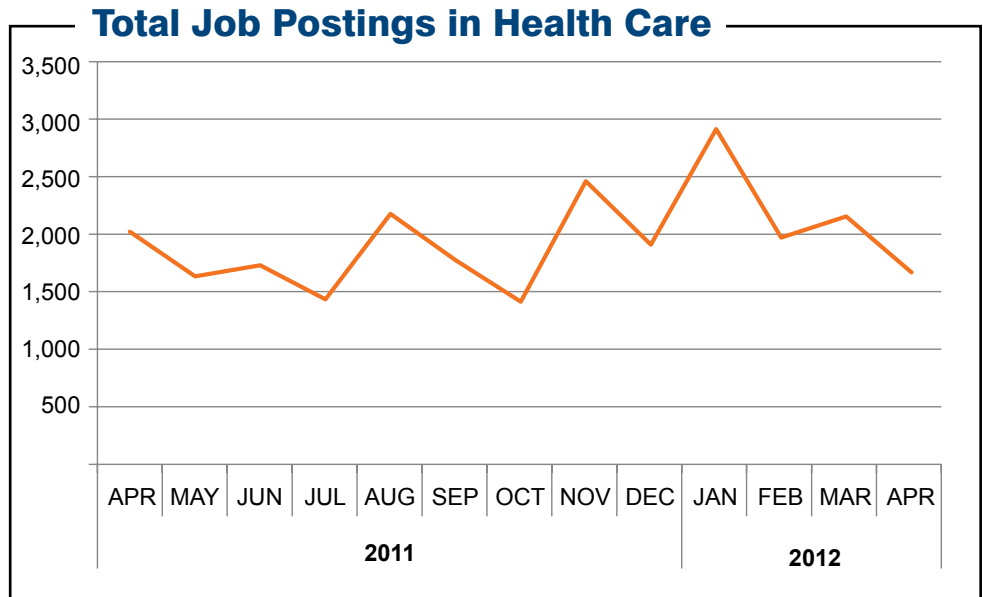
Comparison to Peer Metros



Source: Economic Modeling Specialist Inc. (EMSI)

The number of online job postings indicates steady demand for workers in the health care industry.

Some of the most-recruited occupations in health care include registered nurses, licensed practical and vocational nurses, medical assistants, physical therapists, nursing aides, radiologic technologists, and occupational therapists.



Source: Wanted Analytics

Top KC Occupations in Health Care	Total 2012 Jobs	Annual Openings	Median Hourly Wage
Registered nurses	22,329	856	\$28.02
Home health aides	18,145	626	\$11.20
Miscellaneous health care support occupations	9,089	312	\$14.67
Physicians and surgeons	5,754	178	\$86.20
Therapists	5,602	203	\$27.59
Licensed practical and licensed vocational nurses	5,345	256	\$17.91
Health diagnosing and treating practitioner-support technicians	5,233	259	\$13.45
Clinical laboratory technologists and technicians	3,157	106	\$20.68
Diagnostic-related technologists and technicians	2,887	86	\$24.76
Pharmacists	2,003	83	\$53.10

Source: Economic Modeling Specialist Inc. (EMSI)

Top KC Employers in Health Care

Sources: EMSI and Kansas City Business Journal

- KU Medical Center
- St. Luke's Hospital
- North Kansas City Hospital
- St. Lukes Regional Labs
- Shawnee Mission Medical Center
- Carondelet Health
- Olathe Health System
- Quest Diagnostic
- Providence Medical Center

Regional Workforce Intelligence Network www.kcworkforce.com

Funded by an America Works Initiative grant from the Walmart Foundation and supported by the Mid-America Regional Council

