

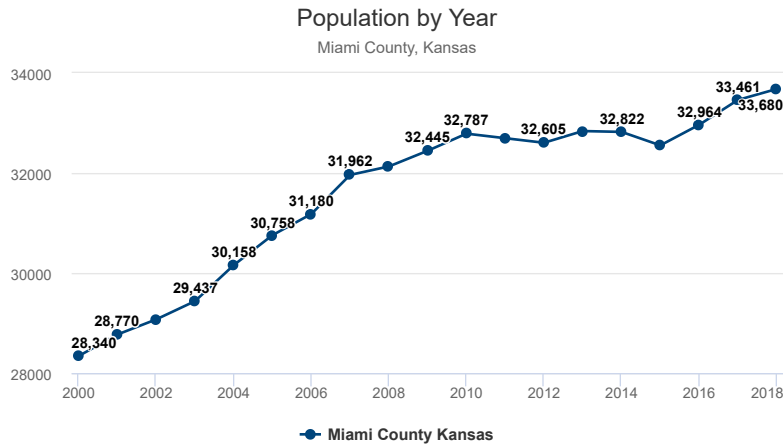


Miami County, Kansas

Demographics

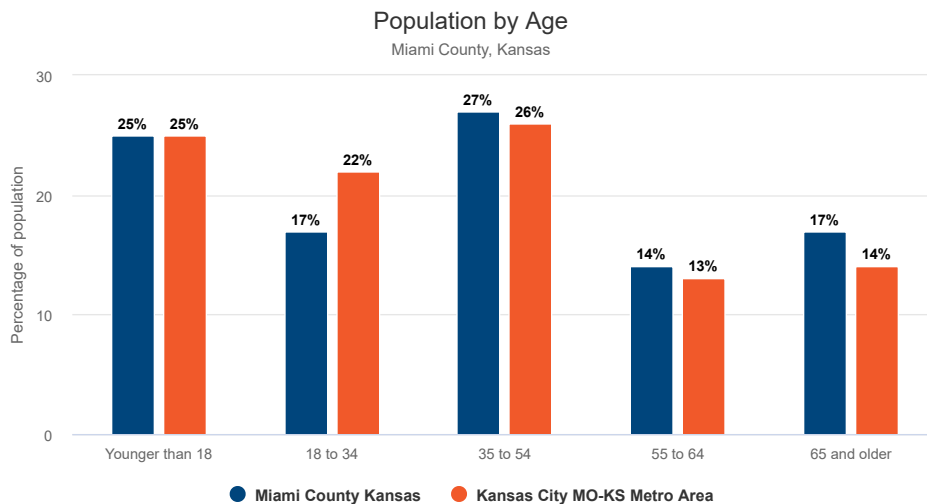
Miami County, Kansas, saw a growth rate of 18 percent since 2000 and its population now stands at 33,680. For more information on Miami County, please visit www.thinkmiamicounty.com.

Population by Year



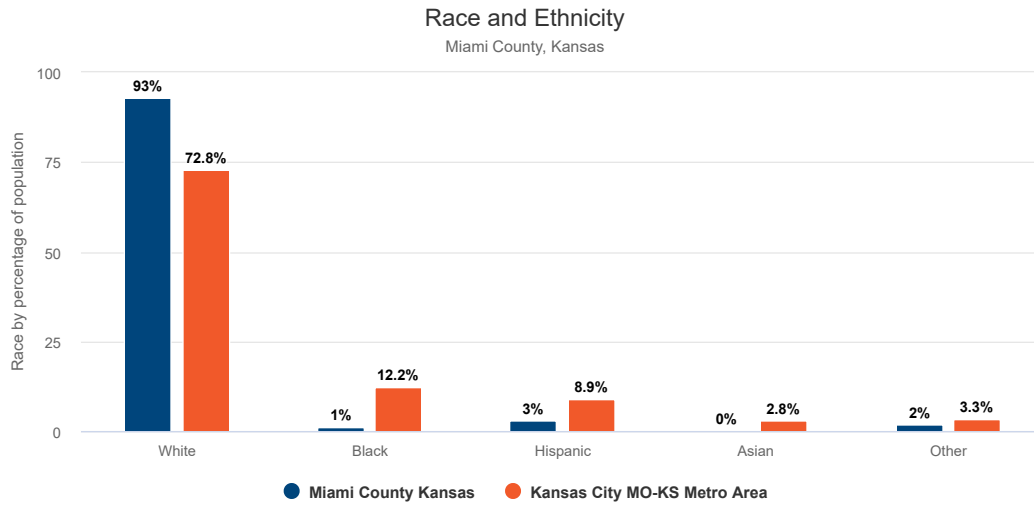
Source: U.S. Census, 2018

Population by Age



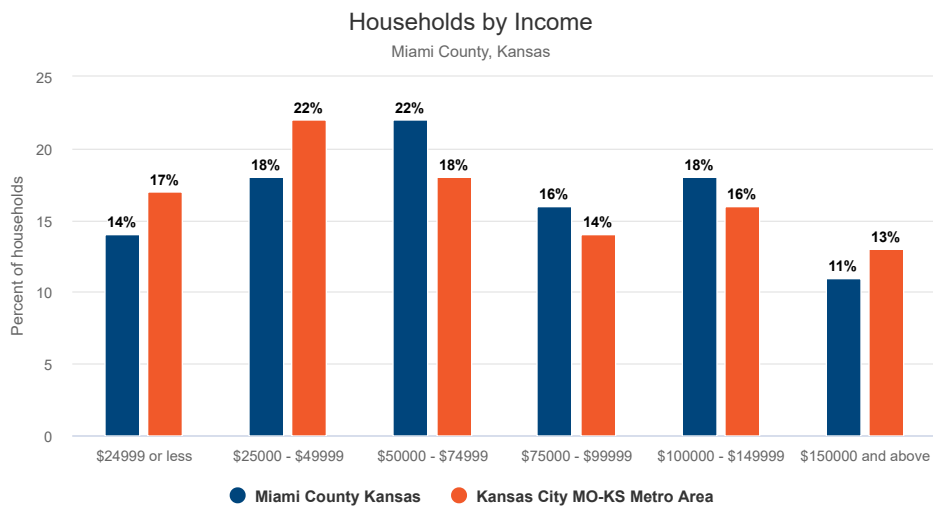
Source: American Community Survey, 2018

Race and Ethnicity



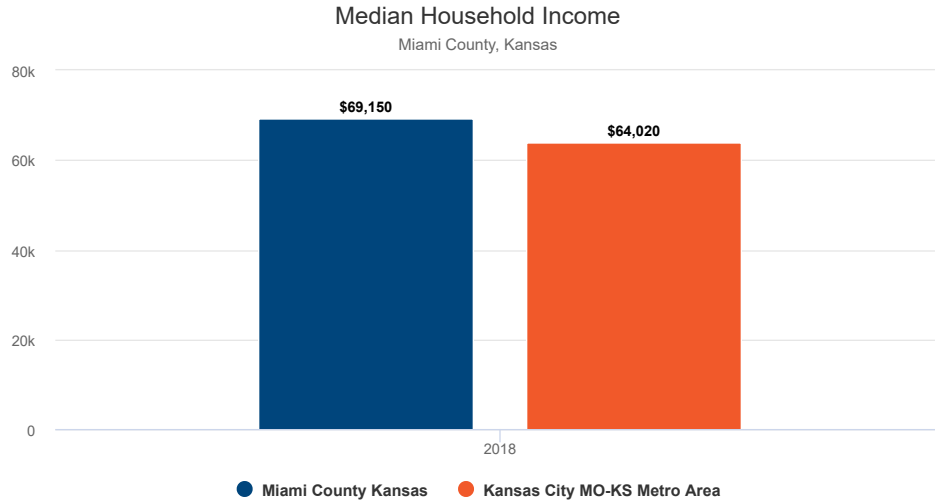
Source: American Community Survey, 2018

Households by Income



Source: American Community Survey, 2018

Median Household Income



Source: American Community Survey, 2018

Language Proficiency

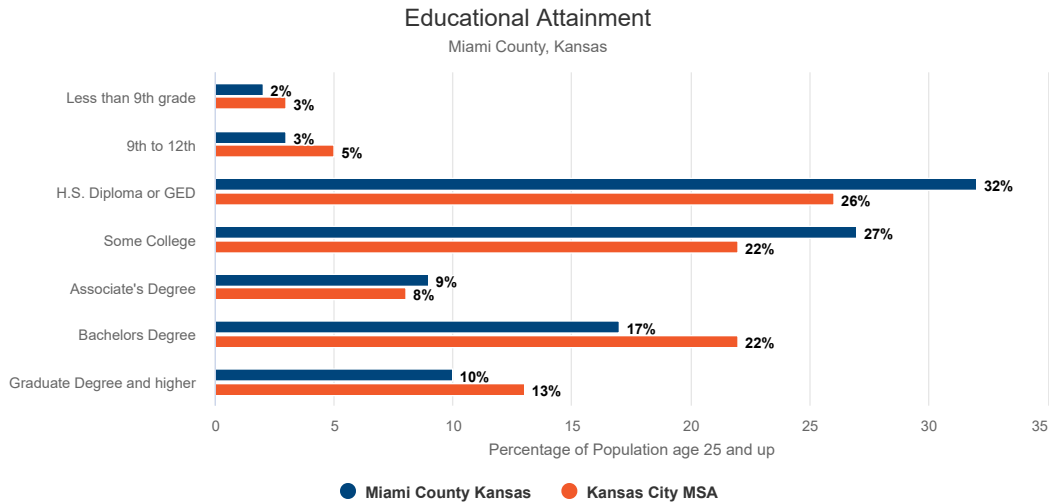
Of the **30,733** people age 5 and older in Miami County, Kansas, **137** (or **0.4%**) speak English less than very well. Among those residents of Miami County who speak English less than very well, the top five languages spoken are:

Spanish or Spanish Creole	93
African Languages	26
Italian	11
Korean	4
German	3

Source: American Community Survey, 2018

Educational Attainment

Compared to the Kansas City region, Miami County has a significantly greater percentage of its population with a high school diploma and some college.



Source: American Community Survey, 2018

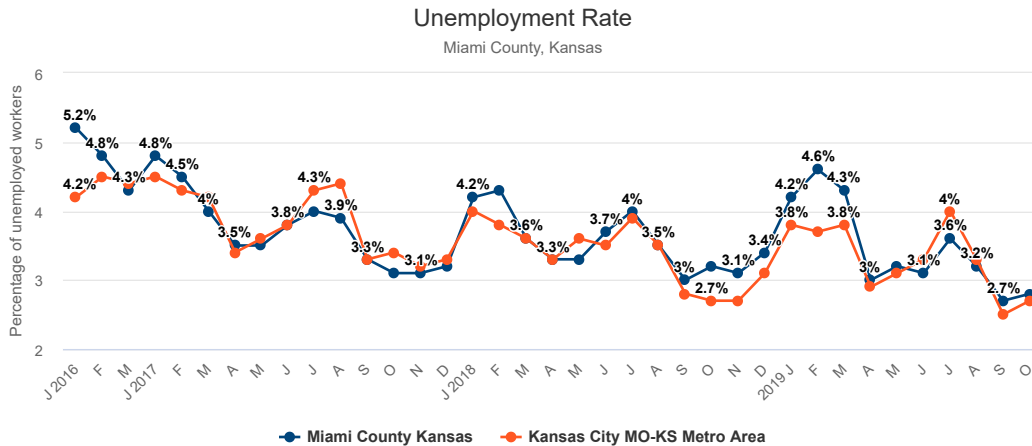
Workforce Commuting Patterns

There are more than 8,500 jobs in Miami County of those 4,086 are held by residents, an additional 4,525 non-residents commute in to work, while 13,187 residents work outside the county.

Workers who live elsewhere and commute to jobs in Miami County	4,525
People who both live and work in Miami County	4,086
Miami County residents who commute to jobs outside the county	13,187

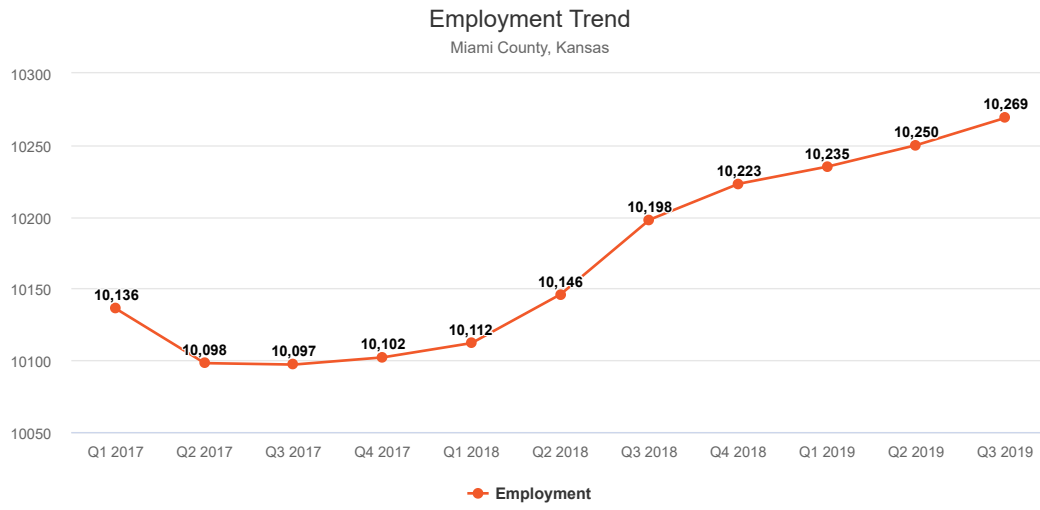
Source: Longitudinal Employer-Household Demographics, 2017

Unemployment Rate



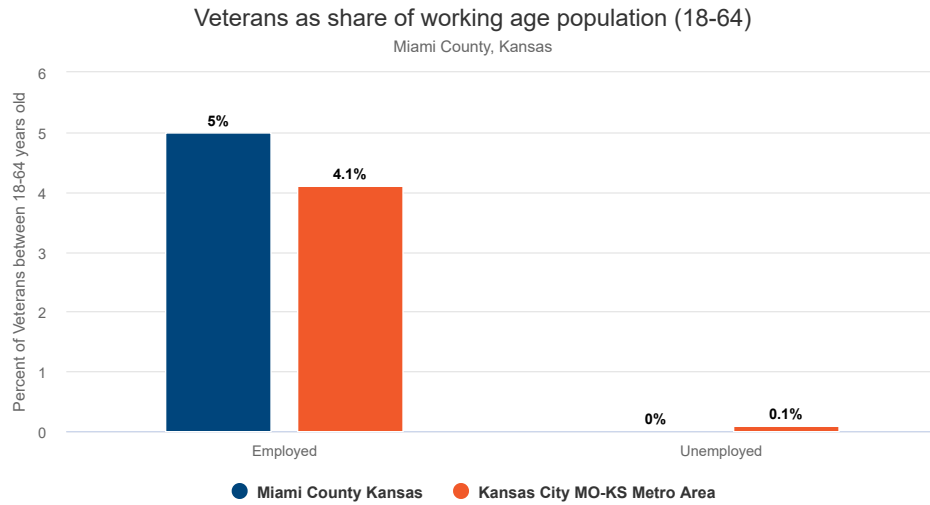
Source: Bureau of Labor Statistics, 2019

Employment Trend



Source: Jobs EQ, 2019, Q3

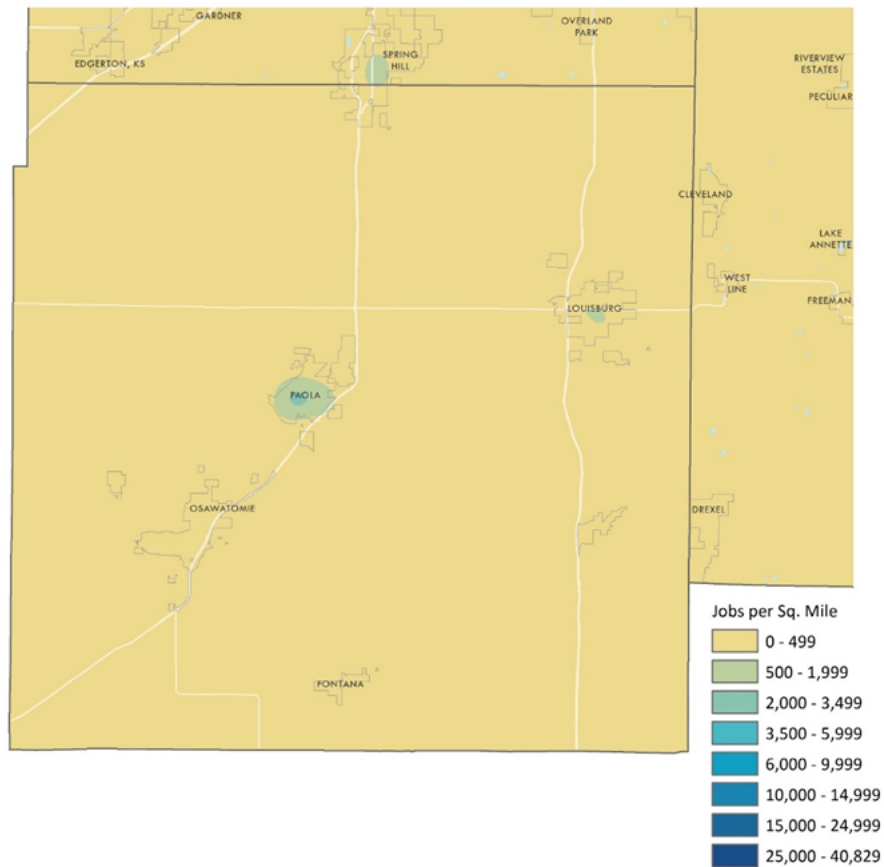
Employment of Veterans



Source: American Community Survey, 2018

Employment Centers

This map shows where large concentrations of employers reside within Miami County.



Competitive Industries

Miami County's top 10 competitive industries are listed by their location quotient. A location quotient shows how the county compares in a particular sector to national numbers. A quotient of one means the county has the same percentage of its workers in that industry as the nation. A number below that means the percentage is lower than the national number, and a number greater than one means the county has a higher percentage of workers employed in that sector.

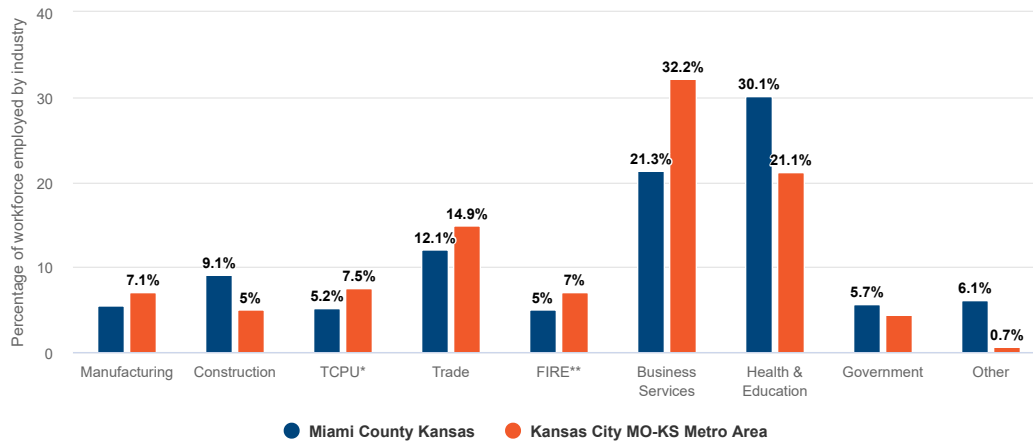
Competitive Industries - 2019

NAICS Code	Description	Location Quotient	Employment
112	Animal Production and Aquaculture	7.21	341
533	Lessors of Nonfinancial Intangible Assets (except Copyrighted Works)	6.58	10
486	Pipeline Transportation	6.54	22
482	Rail Transportation	5.92	81
211	Oil and Gas Extraction	4.15	42
623	Nursing and Residential Care Facilities	3.24	749
111	Crop Production	3.20	170
332	Fabricated Metal Product Manufacturing	3.08	303
323	Printing and Related Support Activities	2.92	85
485	Transit and Ground Passenger Transportation	2.70	180

Source: JobsEQ, 2019, Q3

Employment by Industry Compared to KC Region

Miami County, Kansas



Source: JobsEQ, 2019, Q3

* TCPU - Transportation, communication and public utilities

** FIRE - Finance, insurance and real estate

The top occupations and skills below were compiled using JobsEQ and are being reported on a quarterly basis.

Top 20 Occupations Most in Demand

1. Heavy and Tractor-Trailer Truck Drivers
2. Retail Salespersons
3. Sales Representatives, Services, All Other
4. Laborers and Freight, Stock, and Material Movers, Hand
5. Driver/Sales Workers
6. First-Line Supervisors of Food Preparation and Serving Workers
7. Combined Food Preparation and Serving Workers, Including Fast Food
8. Social and Human Service Assistants
9. Maintenance and Repair Workers, General
10. Industrial Truck and Tractor Operators
11. Software Developers, Applications
12. Stock Clerks, Sales Floor
13. Refuse and Recyclable Material Collectors
14. Stock Clerks- Stockroom, Warehouse, or Storage Yard
15. Computer User Support Specialists
16. Light Truck or Delivery Services Drivers
17. First-Line Supervisors of Retail Sales Workers
18. Network and Computer Systems Administrators
19. First-Line Supervisors of Production and Operating Workers
Security Guards

Top 10 Skills

1. Verbal and written communication
2. Customer Service
3. Cooperative/Team Player
4. Self-Motivated
5. Adaptability/Flexibility/Tolerance of Change and Uncertainty
6. Organization
7. Accountable/Responsible/Reliable/Dependable/Trustworthy
8. Detail Oriented/Meticulous
9. Ability to Work in a Fast Paced Environment
10. Problem Solving

Source: JobsEQ

On Jan. 2, 2020, there were job postings in Miami County.

Source: JobsEQ

